


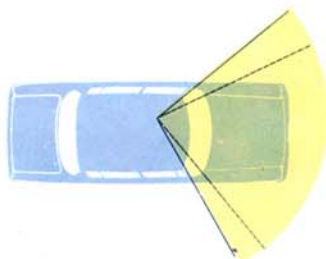
TOYOPET TIARA

RT 20 L

75 HP



Wide, inclined doors make it easy to get in and out.




Unobstructed panoramic vision makes driving a pleasure.

IF YOU DESIGNED YOUR OWN—IT WOULD BE A TIARA!

ALL NEW four passenger member of the famous TOYOPET family of fine automobiles, TIARA gives you the MOST POWER in its class...SPORTSCAR PERFORMANCE with ground-hugging stability...sleek distinctive styling...family luxury and comfort.

TIARA'S lifetime unitized-to-frame body means SAFETY and SAVINGS...lasting strength, low depreciation. The double barreled carburetor means full throttle power when you need it; unmatched ECONOMY under normal driving conditions.



Big car riding comfort, unique in the small car field, is the result of balanced suspension... torsion-bar independent front springs, combination trailing link type with leaf springs and coil springs in the rear.

SPECIFICATIONS


RT 20L

dimensions & weight

Overall length	3,990 mm (157.2")
width	1,490 mm (58.7")
height	1,440 mm (56.7")
Wheelbase	2,400 mm (94.6")
Tread front & rear	1,230 mm (48.5")
Curb weight	980 kg (2,160 lbs.)


engine

Model R, gasoline engine, 4-cycle. Pushrod, overhead valve, in detachable head.	
No. of cylinders	4
Bore & stroke	77 × 78 mm (3.03 × 3.07")
Displacement	1500 cc (88.7 cu. in.)
Compression ratio	8.4:1
Brake HP	75 @ 5000 r.p.m.
Maximum torque	11.6 kg-m (83.6 ft. lbs.) @ 3000 r.p.m.
Oil pan capacity	3.7 qts.
Cooling system capacity	9.5 qts.
Battery	12-volt, 32 amp. hour
Fuel tank capacity	10.6 U.S. gal.
Rear axle ratio	4.375
Steering ratio	20
Turning radius	17 ft.
Tires	5.60-13, 4 ply, tubeless



POWERFUL 75 HP R-TYPE ENGINE

The most powerful of all contemporary 1500 cc engines.




Down-draft two barrel carburetor automatically selects the best gas/air mixture for driving requirements, giving power when needed, maximum economy under normal driving conditions.



RECESSED DASHBOARD ASH TRAY

FAST-ACTING CIGARETTE LIGHTER
(note control console)



Deep-dish safety steering wheel has the turn signal switch built into the horn ring.

TRANSISTORIZED PUSH-BUTTON RADIO
(optional)



LINEAR FULLY INSTRUMENTED SPEEDOMETER PANEL



TOYOTA MOTOR DISTRIBUTORS, INC.

Los Angeles, San Francisco, Chicago, Newark

Toyota's policy is one of continual improvement in design and manufacture. Hence, specifications, equipment and prices are subject to change without notice.